

Fitness in the Park



Name:

Date:

Write two sentences about this photo.

Start one sentence with – *You can go*



Use some of these words –
fit, park, ramp, skateboard.

Read your sentences.

Permission is given to copy for use with the Talk About series

Fitness in the Park

Name:

Date:



Write in the correct words. Use these words –
cane, path, stroller, sunset, walker.

The main image shows two men walking on a paved path in a park. The man on the right is wearing a cap and using a silver walker. The man on the left is wearing a blue shirt and light-colored pants. Two inset images are present: one on the left showing a silhouette of a person pushing a stroller at sunset, and one on the right showing a person using a cane. Five empty rounded rectangular boxes are connected to the main image by arrows: one at the top left points to the path; one at the top right points to the man with the walker; one at the bottom left points to the sunset inset; one at the bottom center points to the walker; and one at the bottom right points to the cane inset.

Read the words you wrote.

Permission is given to copy for use with the Talk About series

Fitness in the Park



Name:

Date:

Complete the calendar saying what you would do to keep fit in the park.

Monday

Tuesday

Wednesday

Thursday

Friday

Saturday

Sunday

Permission is given to copy for use with the Talk About series

Bowling




Name:

Date:

Write two sentences about this photo.

Start one sentence with – *You roll*



Use some of these words –

ball, bowling, knock down, line,
pins, scoreboard, strike.

Read your sentences.

Permission is given to copy for use with the Talk About series

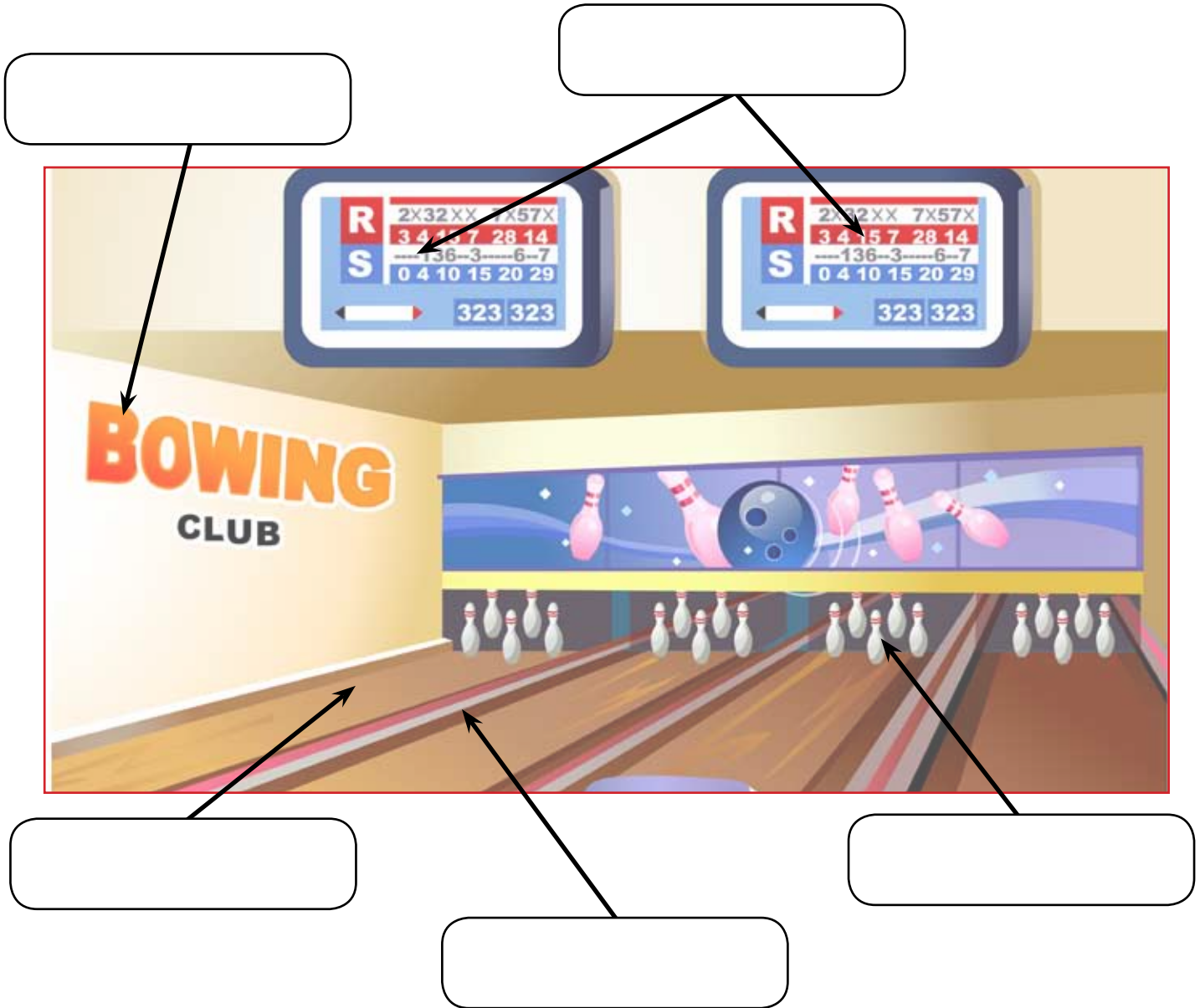
Bowling

Name:

Date:



Write in the correct words. Use these words –
gutter, lane, pin, scoreboard, sign.



Read the words you wrote.

Permission is given to copy for use with the Talk About series

Bowling

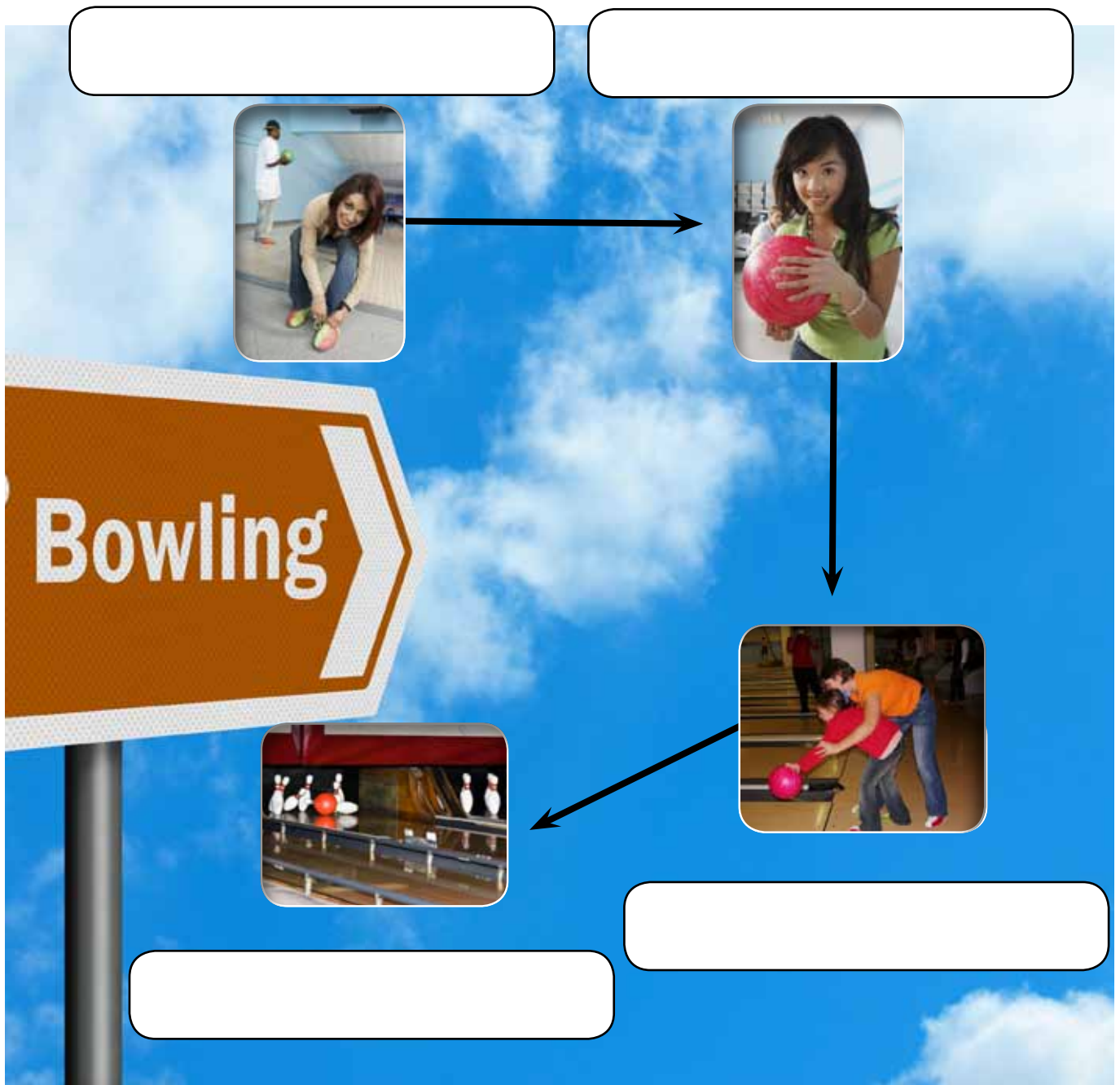


Name:

Date:

Complete the flow chart.

Use these phrases –
bowl ball, get shoes, hit pins, take ball.



Permission is given to copy for use with the Talk About series

Clubs



Name:

Date:

Write two sentences about this photo.
Start one sentence with – *This boy goes*



Use some of these words –
club, kick, learn, martial arts,
punch, rules, throw, uniform.

Read your sentences.

Permission is given to copy for use with the Talk About series

Clubs



Name:

Date:

Write in the correct words. Use these words –
engine, platform, track, train, station.

A photograph of a model train set. A black steam locomotive is pulling several green passenger cars on a track. To the left is a station platform with a red building and small figures of people. To the right is a signal post. Five empty rounded rectangular boxes are placed around the image with arrows pointing to specific parts: one points to the platform, one to the locomotive, one to the passenger cars, one to the tracks, and one to the station building.

[Empty box] [Empty box] [Empty box]

[Empty box] [Empty box]

Read the words you wrote.

Permission is given to copy for use with the Talk About series




Clubs

Name:

Date:



Complete the chart.
Draw some clubs you know about.



**Join a Club.
Learn
New Things.**

Permission is given to copy for use with the Talk About series

Dance Groups



Name:

Date:

Write two sentences about this photo.

Start one sentence with – *Some people*



Use some of these words –
costume, dance, hat, Mexico,
practice, sombrero, town.

Read your sentences.

Permission is given to copy for use with the Talk About series

Dance Groups

Name:

Date:



Write in the correct words. Use these words –
earring, mask, necklace, shells, stilts, tango, twine.



Blank boxes for labeling the items in the image:

- Top left: []
- Top center: []
- Top right: []
- Bottom left: []
- Bottom center-left: []
- Bottom center-right: []
- Bottom right: []

Read the words you wrote.

Permission is given to copy for use with the Talk About series

Dance Groups

Name:

Date:



Complete the table. Write the dance names in the box.
Use these words – Hat dance, Mask Dance, Salsa, Tango.

	mask	costume	shoes	bare feet	shells	jewels
Belly Dance	✗	✓	✗	✓	✗	✓
Dama Dance	✓	✓	✗	✓	✓	✗
	✗	✓	✓	✗	✗	✓
	✓	✓	✗	✓	✗	✓
	✗	✗	✓	✗	✗	✗
Snake Dance	✗	✓	✗	✓	✗	✓
	✗	✗	✓	✗	✗	✗

Games



Name:

Date:

Write two sentences about this photo.

Start one sentence with – *They have fun*



Use some of these words –
friends, fun, games, jump rope,
street.

Read your sentences.

Permission is given to copy for use with the Talk About series

Games

Name:

Date:



Write in the correct words. Use these words –
cap, court, racket, shirt, spoke, wheel, wheelchair.

Diagram illustrating a person in a wheelchair playing tennis. The image is split into two panels. The left panel shows the person from the side, and the right panel shows the person from the back. Arrows point from empty boxes to various parts of the person and their equipment:

- Top-left box points to the person's cap.
- Top-middle box points to the tennis court.
- Top-right box points to the person's shirt.
- Bottom-left box points to the tennis racket.
- Bottom-middle-left box points to the wheel of the wheelchair.
- Bottom-middle-right box points to the spokes of the wheelchair wheel.
- Bottom-right box points to the wheelchair.
- Bottom-most-left box points to the tennis court.
- Bottom-most-right box points to the tennis court.

Read the words you wrote.

Permission is given to copy for use with the Talk About series

Games

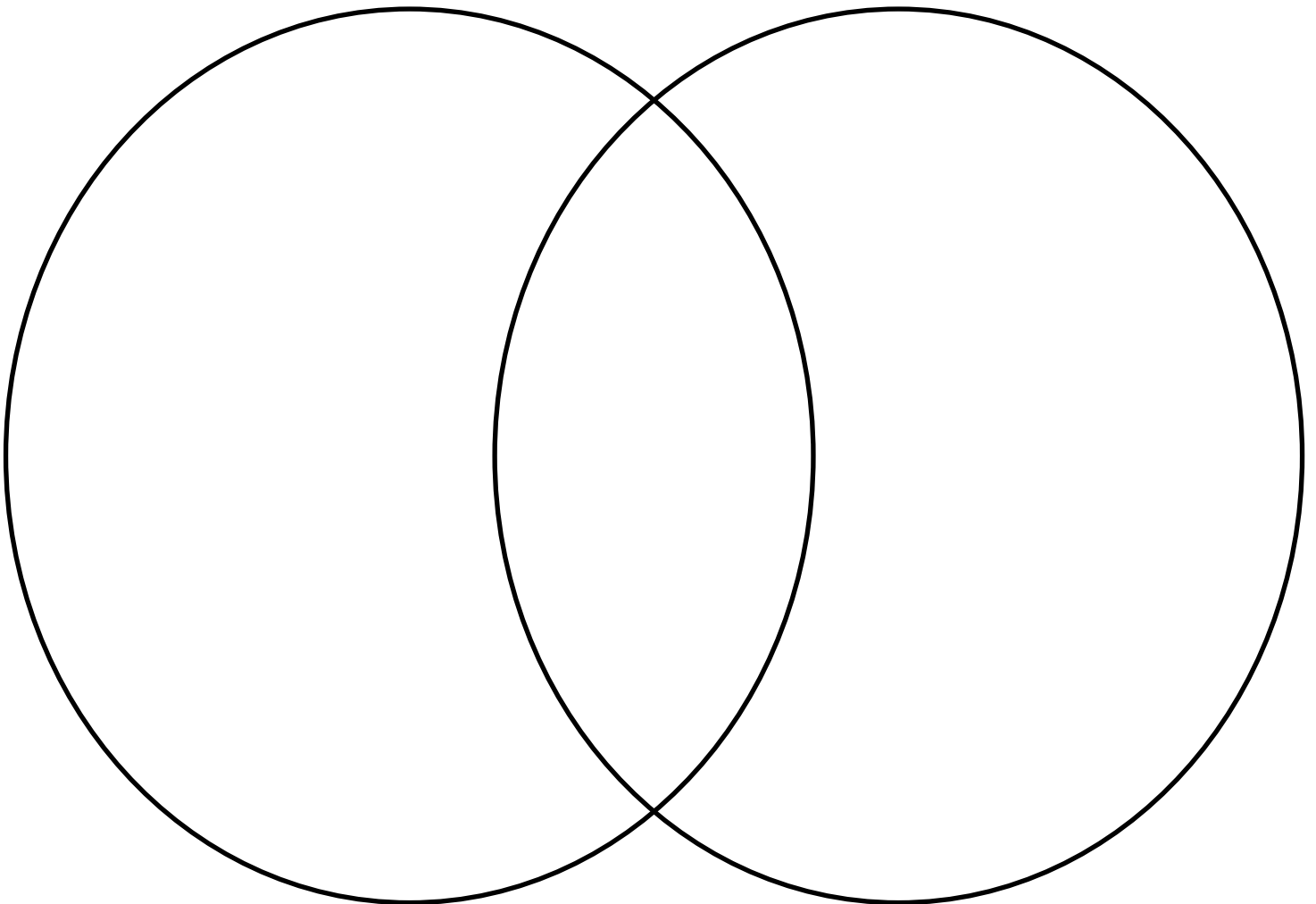


Name:

Date:

Fill in the Venn Diagram to show which games you play wearing a uniform.

Use these words – board games, cards, chess, computer games, hockey, hopscotch, jump rope, sledding, soccer, table tennis, tennis.



Permission is given to copy for use with the Talk About series

Things You Can Do on Ice



Name:

Date:

Write two sentences about this photo.

Start one sentence with – *You can*



Use some of these words –
bobsled, fall, people, ride, sled,
yourself.

Read your sentences.

Permission is given to copy for use with the Talk About series


Things You Can Do on Ice

Name:

Date:



Write in the correct words. Use these words –
engine, helmet, go-kart, track, visor, wheel.



Read the words you wrote.

Permission is given to copy for use with the Talk About series

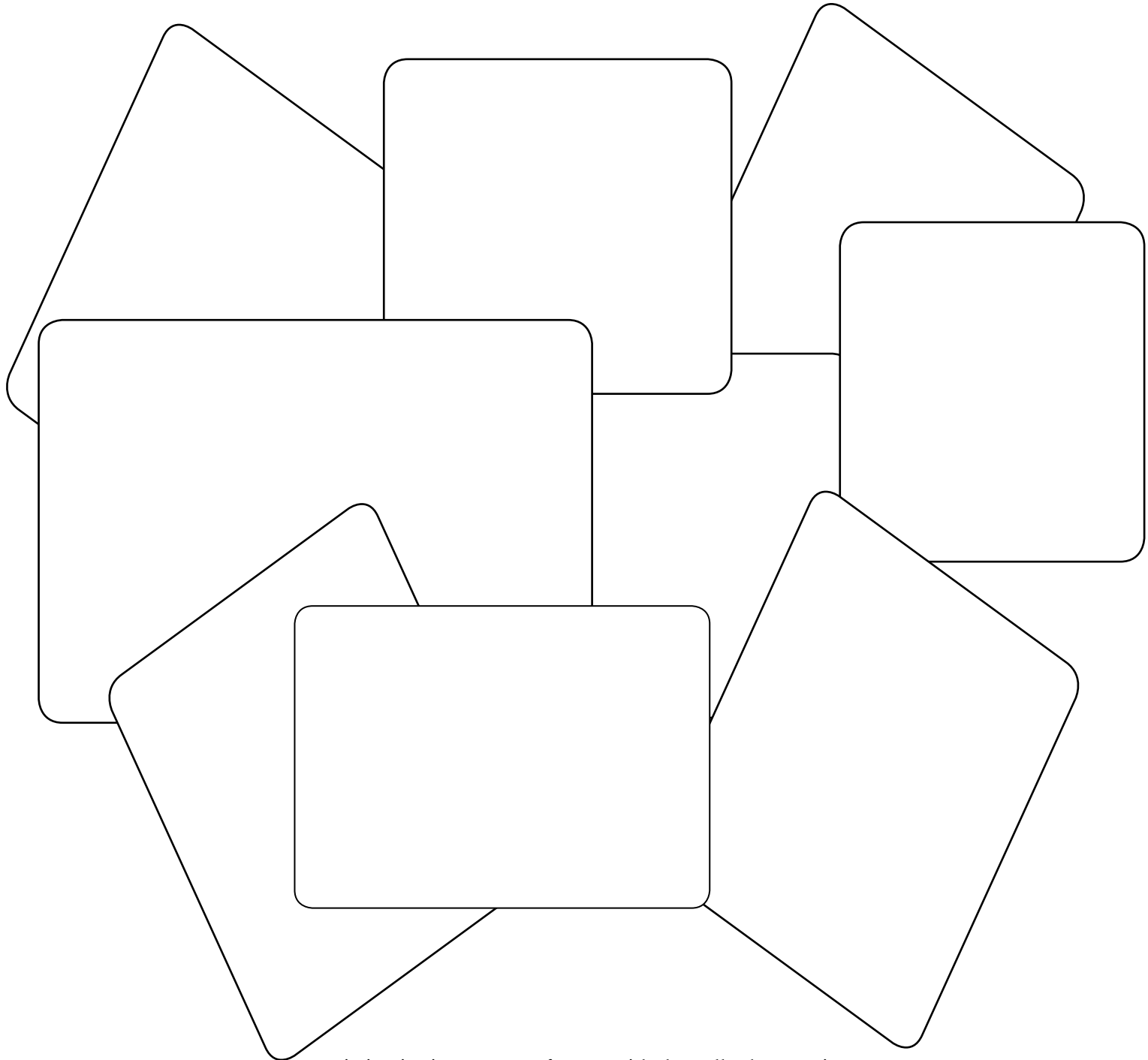
Things You Can Do on Ice

Name:

Date:



Draw pictures in this montage to show some things
you can do on ice.



Permission is given to copy for use with the Talk About series

Art in My Town

Name:

Date:



Write two sentences about this photo.
Start one sentence with – *The people who*



Use some of these words –
art, carve, carving, carver, face,
lines, wood.

Read your sentences.

Permission is given to copy for use with the Talk About series

Art in My Town

Name:

Date:



Write in the correct words. Use these words.
beads, fabric, fur, paper, plastic.

This section contains three photographs of art, each with an empty rounded rectangular box for labeling. The first image on the left shows a person in a costume made of many small, colorful pieces, possibly beads or fabric, with a box of similar pieces nearby. The middle image is a close-up of a large, colorful mask with many pointed, petal-like protrusions. The third image on the right shows two ornate, colorful masks, one gold and one purple, with intricate details. Arrows point from the empty boxes to the corresponding parts of the images: the top-left box points to the mask in the middle image; the top-right box points to the purple mask in the right image; the bottom-left box points to the person in the left image; the bottom-middle box points to the mask in the middle image; and the bottom-right box points to the purple mask in the right image.

Read the words you wrote.

Permission is given to copy for use with the Talk About series

Art in My Town

Name:

Date:



Draw a chart showing art you can see in your town.

The page contains five large, empty rounded rectangular boxes with black outlines, arranged in three rows: one on the left, two in the top right, and two in the bottom right. These boxes are intended for the student to draw art from their town.

Art You Can See in My Town

Permission is given to copy for use with the Talk About series

Forms of Transportation



Name:

Date:

Write two sentences about this photo.

Start one sentence with – *Some people*



Use some of these words –

fast, form, helicopter, place, ride,
transportation.

Read your sentences.

Permission is given to copy for use with the Talk About series

Forms of Transportation

Name:

Date:




Write in the correct words. Use these words.
guideway, platform, track, train, tunnel.

[Empty box]

[Empty box]

[Empty box]



[Empty box]

[Empty box]

Read the words you wrote.

Permission is given to copy for use with the Talk About series

Forms of Transportation



Name:

Date:

Draw a map to show the way you get from your house to the school.

Draw in – your house, the school, roads, parks, buildings.

A large, empty rectangular box with a thin red border, intended for the student to draw a map showing the route from their house to the school.

Permission is given to copy for use with the Talk About series

Entertainment



Name:

Date:

Write two sentences about this photo.

Start one sentence with – *Some towns have*



Use some of these words –

calf, cowboy, horse, rodeos, rope, saddle, steer.

Read your sentences.

Permission is given to copy for use with the Talk About series


Entertainment

Name:

Date:



Write in the correct words. Use these words.
giraffe, leopard, monkey, parrot, rhino, zebra.



Read the words you wrote.

Permission is given to copy for use with the Talk About series




Entertainment

Name:



Date:



Draw the pictures in the chart to show the kind of entertainment you like.



ENTERTAINMENT



Permission is given to copy for use with the Talk About series

At the Lake



Name:

Date:

Write two sentences about this photo.

Start one sentence with – *You can*



Use some of these words –
canoe, lake, mountains, paddle,
people.

Read your sentences.

Permission is given to copy for use with the Talk About series

At the Lake

Name:

Date:



Write in the correct words. Use these words.
bike, chair, lake, table, tent.



Read the words you wrote.

Permission is given to copy for use with the Talk About series

At the Lake



Name:

Date:

Complete the table to show some things that people can do at the lake.

Use these words – biking, camping, canoeing, fishing, getting fit, having fun, kayaking, reading, rowing, running, sailing, wakeboarding.

on the shore			
on the lake			

Permission is given to copy for use with the Talk About series

Shopping Malls



Name:

Date:

Write two sentences about this photo.

Start one sentence with – *Shopping malls have*



Use some of these words –

drink, eat, family, fries, lettuce,
lunch, places, plate, restaurant,
sushi, tomato.

Read your sentences.

Permission is given to copy for use with the Talk About series

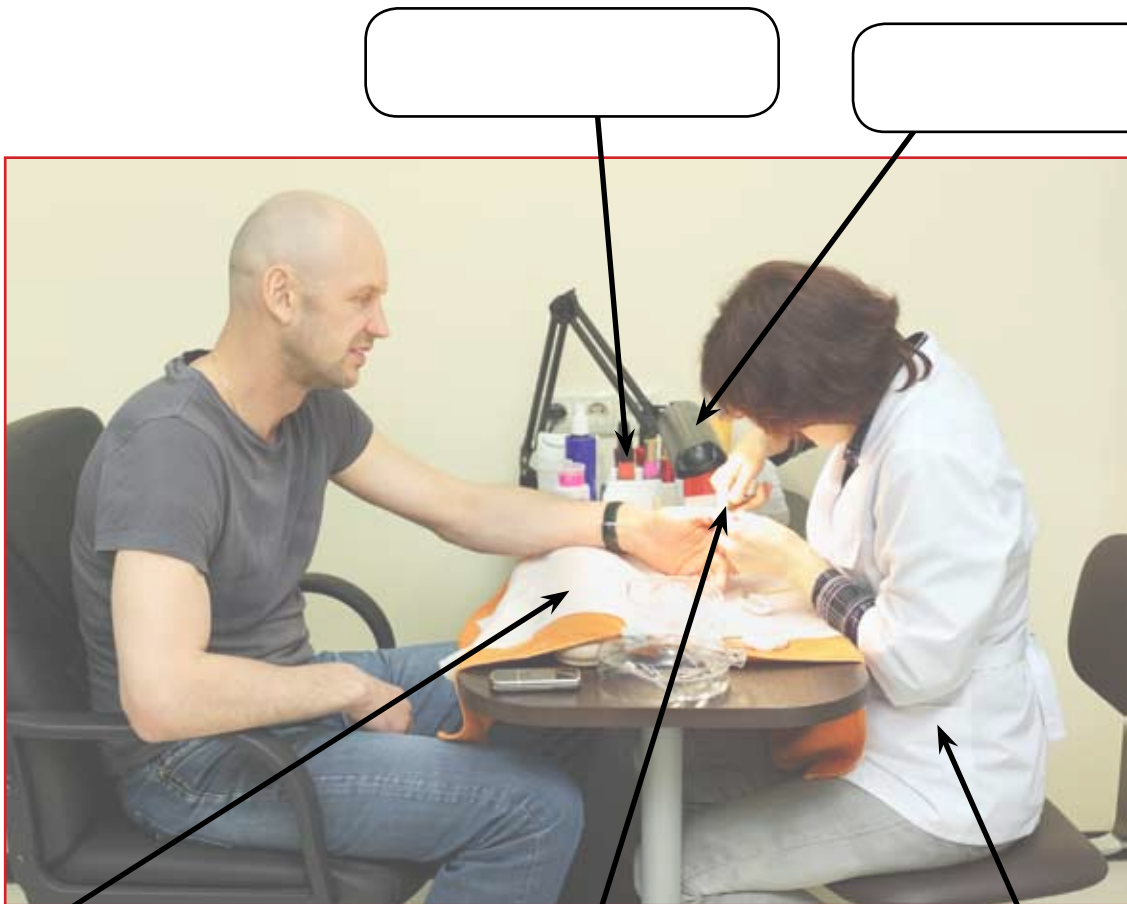
Shopping Malls

Name:

Date:



Write in the correct words. Use these words.
light, nail clippers, nail polish, nail technician, towel.



Read the words you wrote.

Permission is given to copy for use with the Talk About series

Shopping Malls



Name:

Date:

Draw arrows to match the words to the icons.



car parking



escalator



first aid



no smoking



restaurants

washrooms



wheelchair access



Permission is given to copy for use with the Talk About series

Going to the Game



Name:

Date:

Write two sentences about this photo.
Start one sentence with – *Lots of people*



Use some of these words –
beach, game, outside, team,
volleyball, watch.

Read your sentences.

Permission is given to copy for use with the Talk About series


Going to the Game

Name:

Date:



Write in the correct words. Use these words.
baseball, basketball, hockey, soccer, tennis.



Read the words you wrote.

Permission is given to copy for use with the Talk About series

Going to the Game

Name:

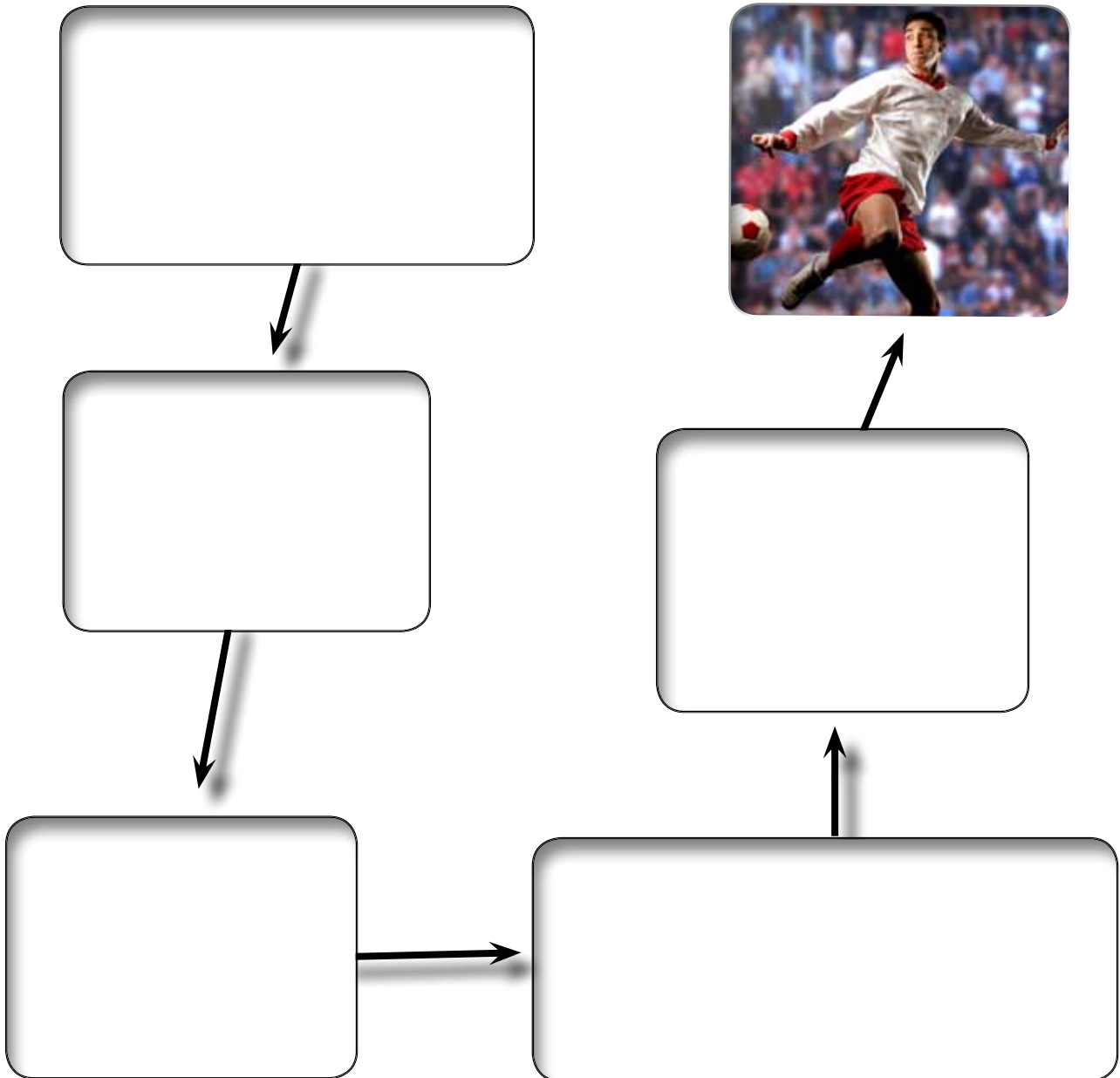
Date:



Draw pictures to show how the Brown family gets to the game.

Brown Family

Soccer Game



Permission is given to copy for use with the Talk About series

Where Does Popcorn Come From?

Name:

Date:



Write two sentences about this photo.
Start one sentence with – *Do you know*



Use some of these words –
eat, movies, people, popcorn.

Read your sentences.

Permission is given to copy for use with the Talk About series

Where Does Popcorn Come From?

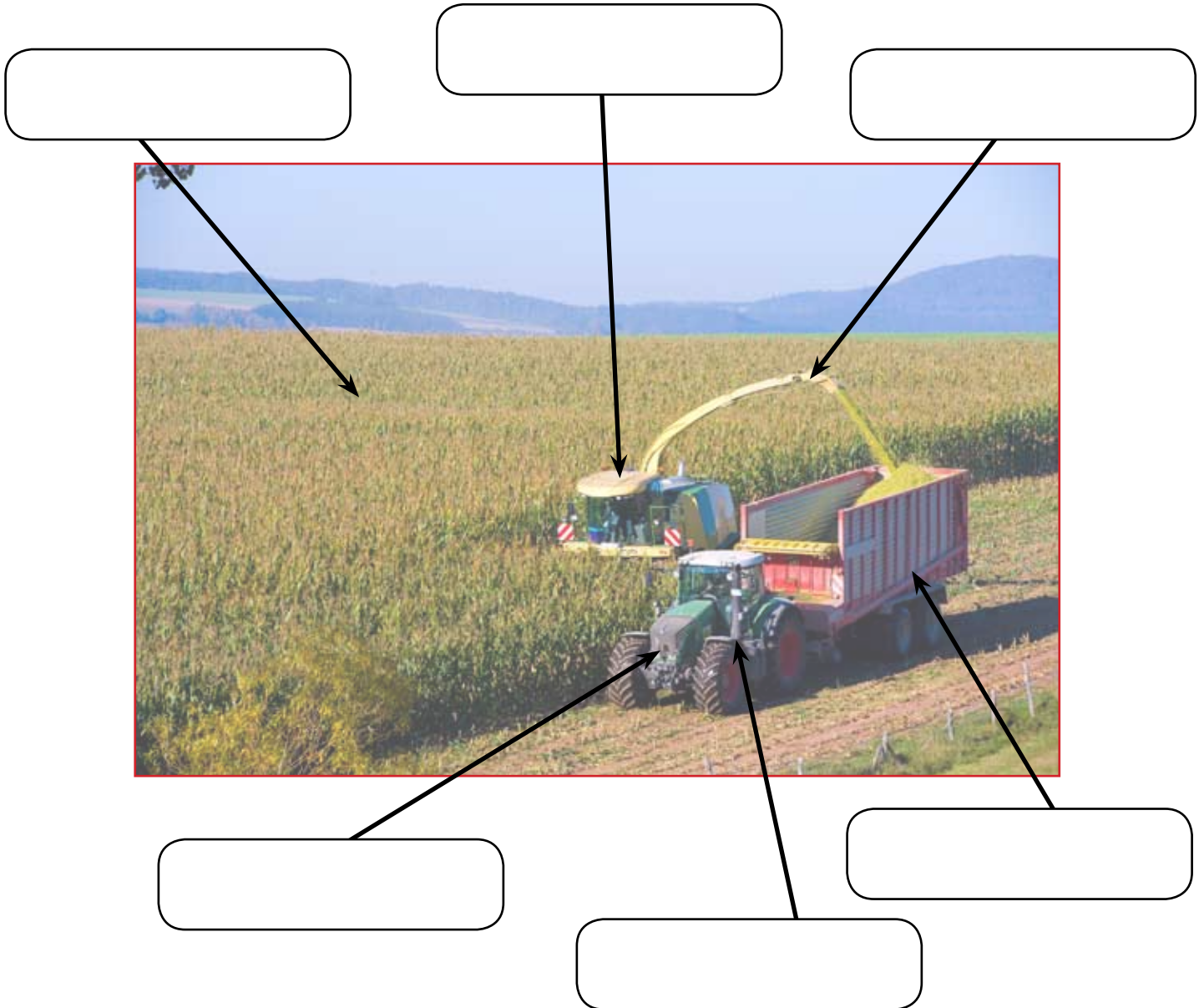
Name:

Date:



Things Around Me

Write in the correct words. Use these words.
bin, cab, chute, corn, harvester, tractor.



Read the words you wrote.

Permission is given to copy for use with the Talk About series

Where Does Popcorn Come From?

Name:

Date:



Label the photos to complete the concept web.
corn cob, cornflakes, polenta, tacos, tortilla chips.



Corn



Permission is given to copy for use with the Talk About series

Where Does Cheese Come From?



Name:

Date:

Write two sentences about this photo.

Start one sentence with – *The technicians*



Use some of these words –
cheese, cloth, handle, plank,
press, turn.

Read your sentences.

Permission is given to copy for use with the Talk About series


Where Does Cheese Come From?

Name:

Date:



Write in the correct words. Use these words.
bread, cheese, cucumber, lettuce, meat, tomato.



Read the words you wrote.

Permission is given to copy for use with the Talk About series

Where Does Cheese Come From?



Name:

Date:

Use ✓ to complete the table to show which cheeses are hard and which are soft.

Cheese	Hard	Soft
blue		
brie		
cheddar		
feta		
mozzarella		
parmesan		
swiss		

Permission is given to copy for use with the Talk About series

Where Does Chocolate Come From?



Name:

Date:

Write two sentences about this photo.

Start one sentence with – *People*



Use some of these words –
cake, chocolate, drink, eat, friends.

Read your sentences.

Permission is given to copy for use with the Talk About series


Where Does Chocolate Come From?



Name:

Date:

Write in the correct words. Use these words.
basket, chicken, egg, feather, flower, ribbon.



Read the words you wrote.

Permission is given to copy for use with the Talk About series


Where Does Chocolate Come From?



Name:

Date:

Fill in the circle graph to show how many people in your class like chocolate, sort of like it, and don't like it.



Permission is given to copy for use with the Talk About series

Where Do T-Shirts Come From?



Name:

Date:

Write two sentences about this photo.
Start one sentence with – *Do you know*



Use some of these words –
anyone, cotton, plant, t-shirt,
volunteer, wear.

Read your sentences.

Permission is given to copy for use with the Talk About series


Where Do T-Shirts Come From?

Name:

Date:



Write in the correct words. Use these words.
bale, baling, cotton, cotton field, harvester, picking.



Read the words you wrote.

Permission is given to copy for use with the Talk About series

Where Do T-Shirts Come From?



Name:

Date:

Draw an advertisement for a t-shirt sale.

A large, empty rounded rectangle with a thin black border, intended for the student to draw an advertisement for a t-shirt sale.

Permission is given to copy for use with the Talk About series

Where Does Your Electricity Come From?

Name:

Date:



Write two sentences about this photo.
Start one sentence with – *Electricians connect*



Use some of these words –
clothes, electricity, girl, father, iron,
power outlet, switch, use, wires.

Read your sentences.

Permission is given to copy for use with the Talk About series


Where Does Your Electricity Come From?

Name:

Date:



Write in the correct words. Use these words.
generator, hard hat, platform, rail, worker.



Read the words you wrote.

Permission is given to copy for use with the Talk About series

Where Does Your Electricity Come From?

Name:

Date:



Write the correct number on the icons.

1. coalmine
2. hydro dam
3. nuclear reactor
4. oil rig
5. oil well
6. power station
7. pylon
8. solar power
9. wind turbine



Permission is given to copy for use with the Talk About series

Where Does Drinking Water Come From?

Name:

Date:



Write two sentences about this photo.
Start one sentence with – *Do you know*



Use some of these words –
bottle, clean, factory, grass, lake,
man, park, pipes, water.

Read your sentences.

Permission is given to copy for use with the Talk About series


Where Does Drinking Water Come From?

Name:

Date:



Write in the correct words. Use these words.
house, pipe, roof, tank, wall, window.



Read the words you wrote.

Permission is given to copy for use with the Talk About series

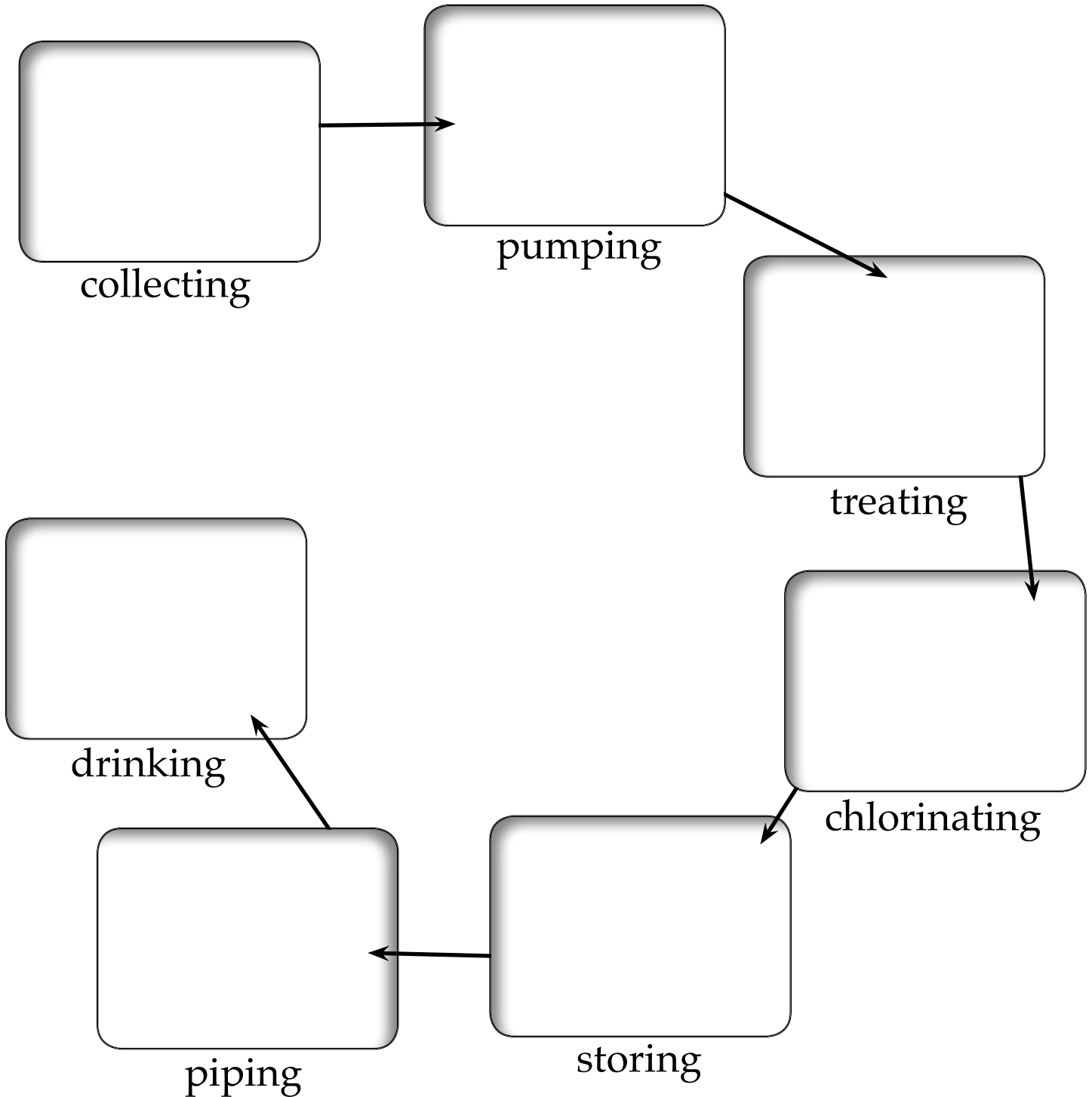
Where Does Drinking Water Come From?

Name:

Date:



Draw the pictures to complete the flow diagram.



Permission is given to copy for use with the Talk About series

Jobs at a Hospital

Name:

Date:



Write two sentences about this photo.
Start one sentence with – *These people are*



Use some of these words –
ambulance, hospital, injured,
oxygen mask, paramedics,
stretcher.

Read your sentences.

Permission is given to copy for use with the Talk About series


Jobs at a Hospital

Name:

Date:



Write in the correct words. Use these words.
bowl, lid, napkin, server, plate, tray.



Read the words you wrote.

Permission is given to copy for use with the Talk About series

Jobs at a Hospital

Name:

Date:



Write and arrow where you would put the following – ambulance entrance, emergency entrance, kitchen, offices, operating rooms, radiology, reception, wards.



Permission is given to copy for use with the Talk About series

Jobs on a Farm



Name:

Date:

Write two sentences about this photo.

Start one sentence with – *Some farms*



Use some of these words –

basket, chicken, collects, farms,
eggs, woman.

Read your sentences.

Permission is given to copy for use with the Talk About series

Jobs on a Farm

Name:

Date:



Write in the correct words. Use these words.
clippers, fleece, shearer, sheep.



Blank rounded rectangular box for labeling the man.

Blank rounded rectangular box for labeling the sheep.

Blank rounded rectangular box for labeling the clippers.

Blank rounded rectangular box for labeling the wool (fleece).

Read the words you wrote.

Permission is given to copy for use with the Talk About series

Jobs on a Farm

Name:

Date:



Draw things that are raised and grown on farms.
Label each picture with either *crops* or *animals*.

A 3x3 grid of nine blank white boxes with rounded corners, intended for drawing and labeling farm-related items. The boxes are arranged in three rows and three columns. The background of the page is a photograph of a farm field with rows of green plants and a dirt path.

Permission is given to copy for use with the Talk About series

Jobs at a Restaurant



Name:

Date:

Write two sentences about this photo.
Start one sentence with – *Lots of people*

Use some of these words –

diner, greeting, guests, menu,
host, restaurant.



Read your sentences.

Permission is given to copy for use with the Talk About series

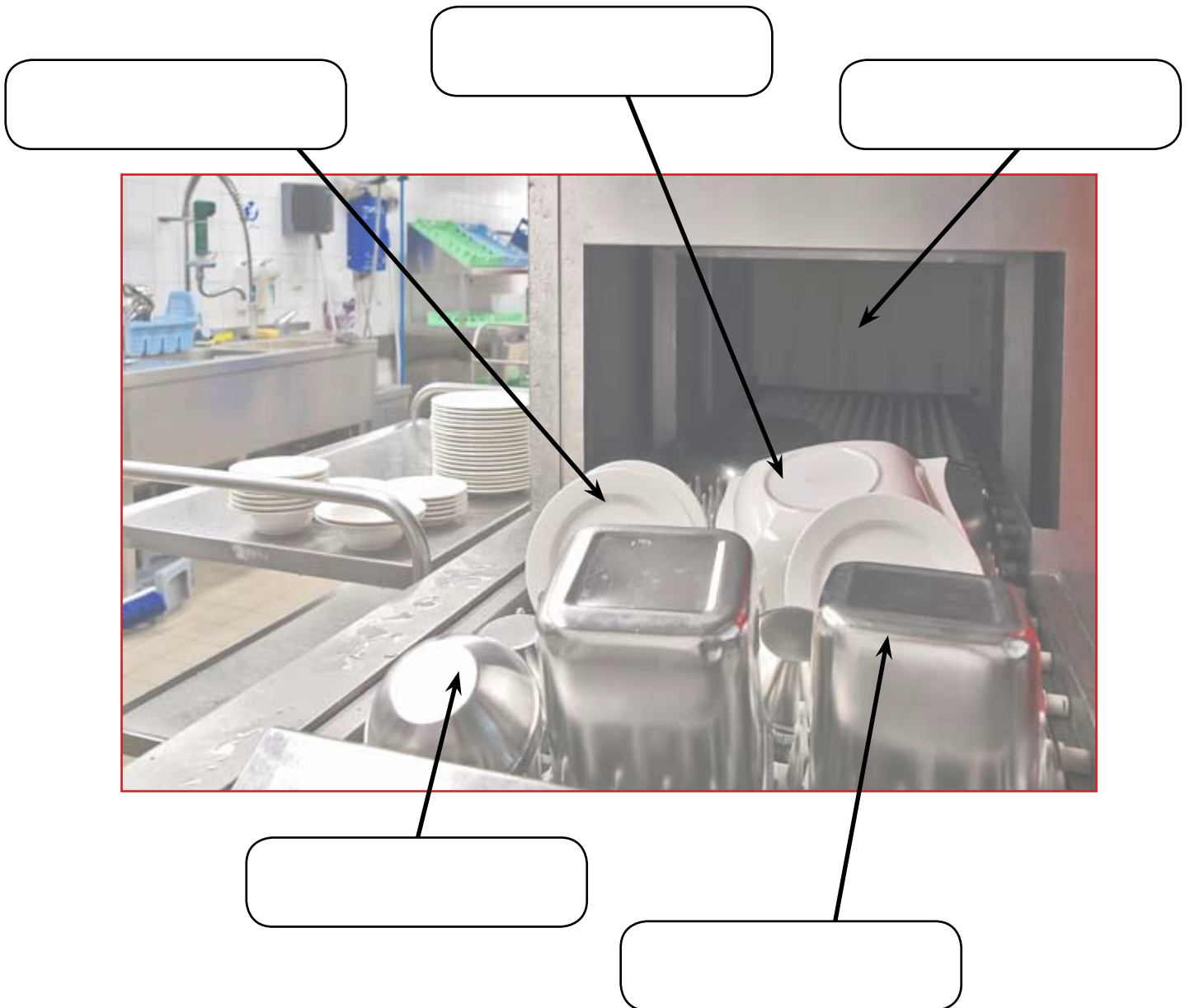
Jobs at a Restaurant

Name:

Date:



Write in the correct words. Use these words.
china bowl, diswasher, plate, pot, steel bowl.



Read the words you wrote.

Permission is given to copy for use with the Talk About series

Jobs at a Restaurant



Name:

Date:

Write an advertisement for a someone to wait tables
at a restaurant.

Restaurant Workers Wanted

Permission is given to copy for use with the Talk About series

Factory Jobs



Name:

Date:

Write two sentences about this photo.

Start one sentence with – *Do you know what*



Use some of these words –

boxes, driver, drives, factory,
forklift, loads, warehouse.

Read your sentences.

Permission is given to copy for use with the Talk About series

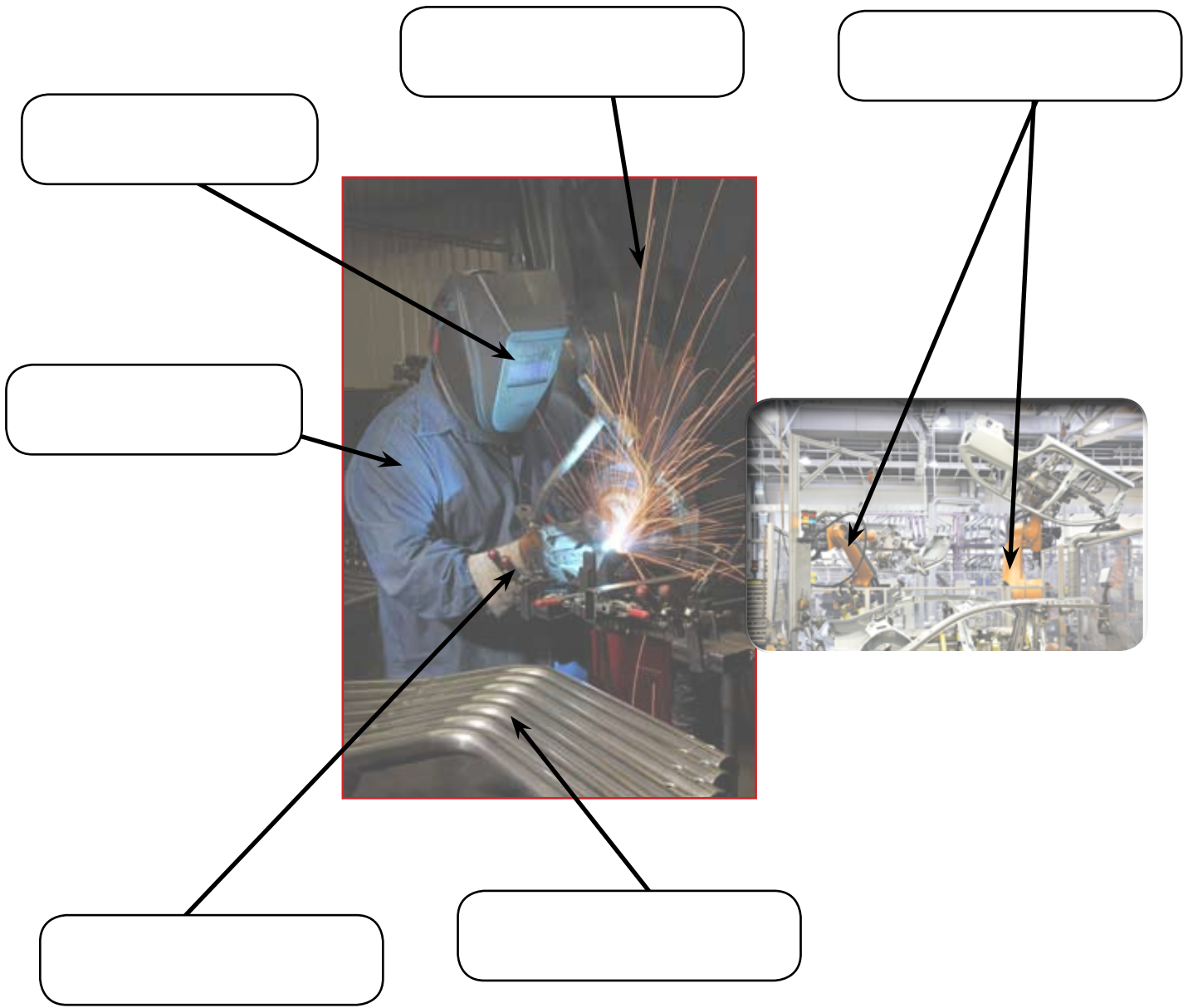
Factory Jobs

Name:

Date:



Write in the correct words. Use these words.
glove, metal, robot, spark, visor, welder.



Read the words you wrote.

Permission is given to copy for use with the Talk About series

Factory Jobs



Name:

Date:



Draw a diagram of a factory. Draw some factory workers.

Use \longrightarrow to show where some of the workers work.



Permission is given to copy for use with the Talk About series

Emergency Workers



Name:

Date:

Write two sentences about this photo.

Start one sentence with – *There's been*



Use some of these words –

earthquake, emergency, rescue,
trapped, workers, wreckage.

Read your sentences.

Permission is given to copy for use with the Talk About series


Emergency Workers

Name:

Date:



Write in the correct words. Use these words.
shovel, skis, snow, snowmobile, strap, stretcher.



Read the words you wrote.

Permission is given to copy for use with the Talk About series

Emergency Workers

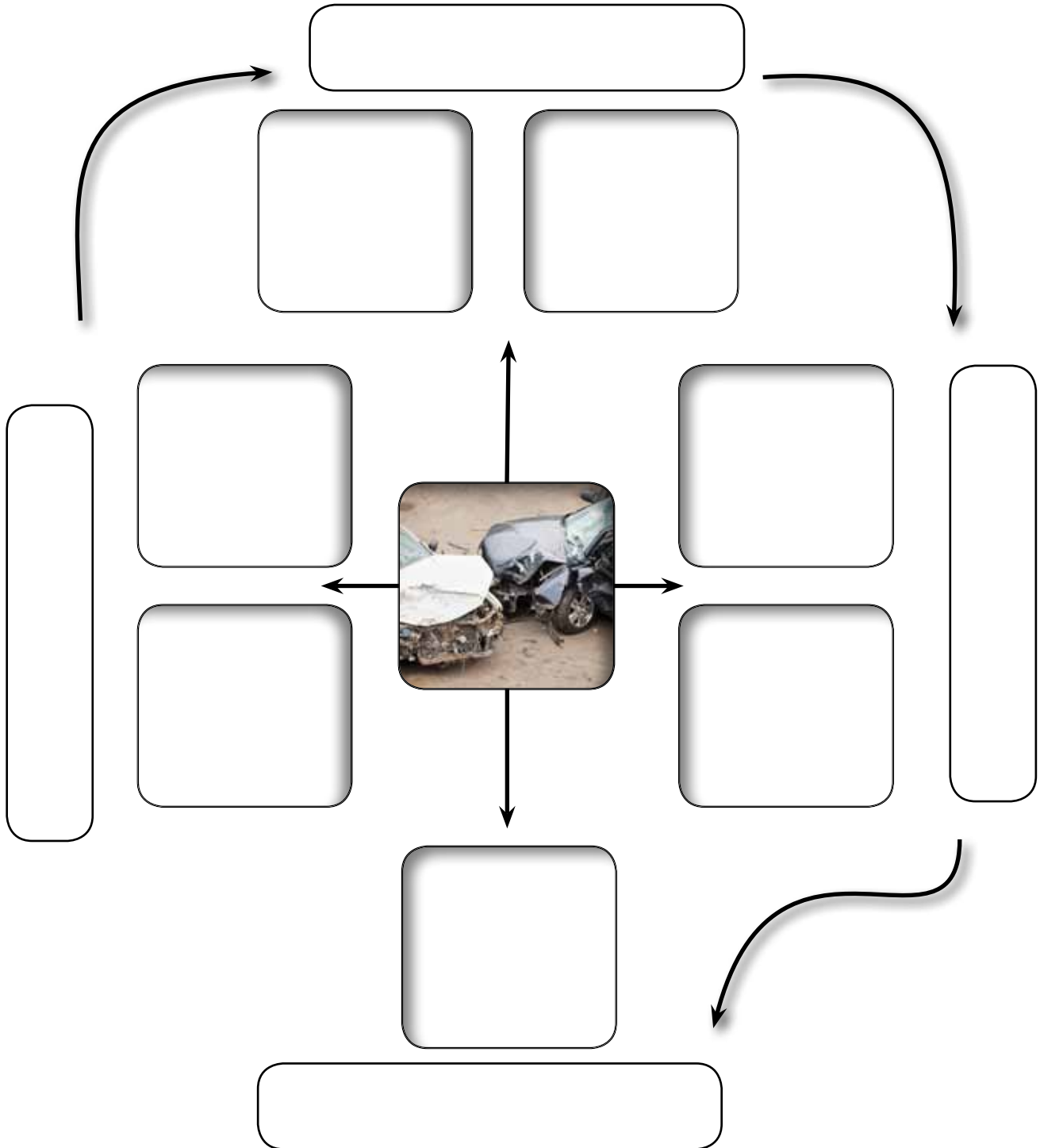


Name:

Date:

Draw the people who help at a traffic accident.

Write in their names.



Permission is given to copy for use with the Talk About series

Dogs on the Job



Name:

Date:

Write two sentences about this photo.

Start one sentence with – *This dog*



Use some of these words –

bird, duck, job, retrieve,
retriever, water.

Read your sentences.

Permission is given to copy for use with the Talk About series

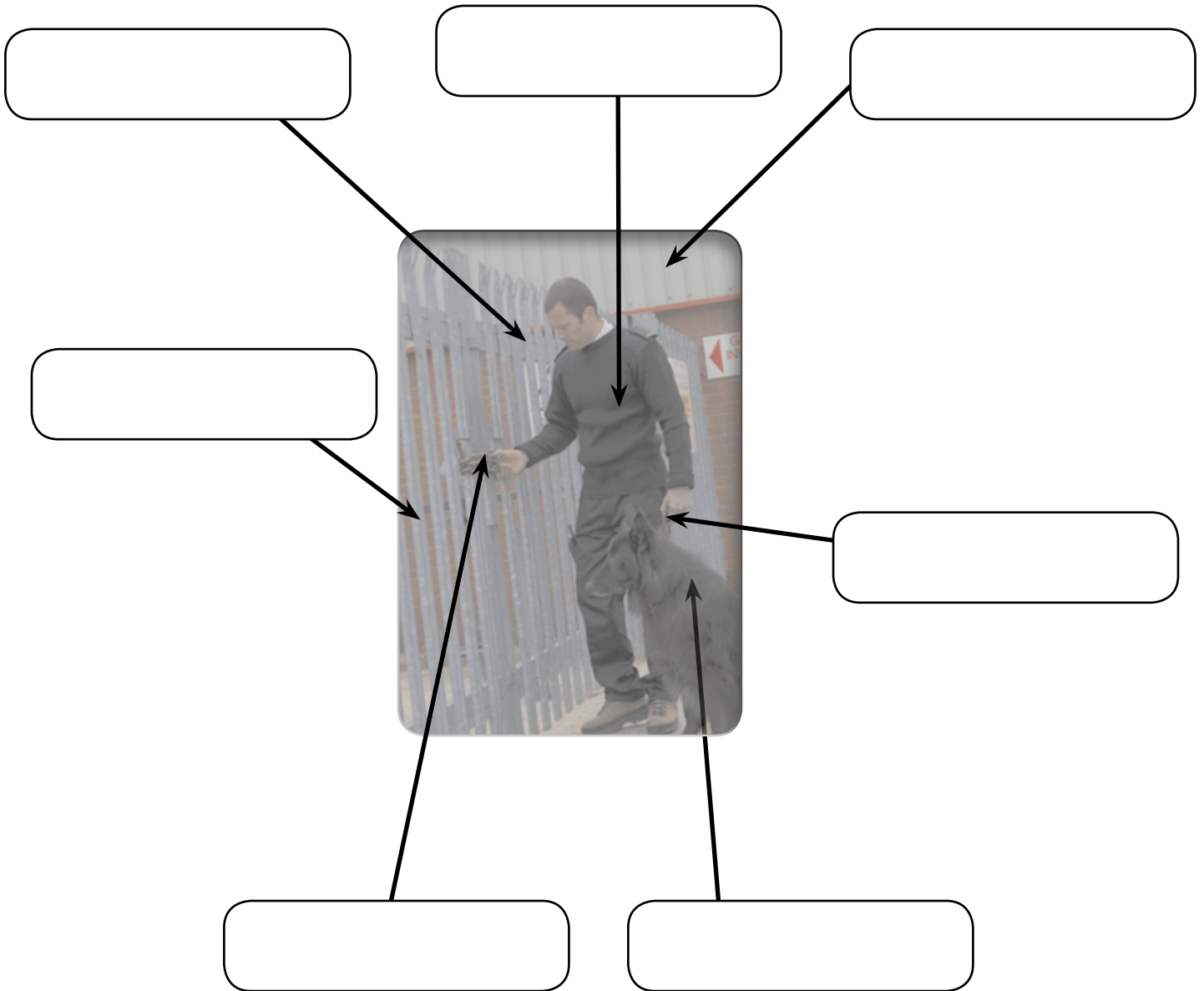
Dogs on the Job

Name:

Date:



Write in the correct words. Use these words.
chain, factory, fence, gate, guard dog, leash, security guard.



Read the words you wrote.

Permission is given to copy for use with the Talk About series

Dogs on the Job

Name:

Date:



Look at the photo.

Write a fact file for this dog.

Read your fact file.



Permission is given to copy for use with the Talk About series