



These notes are designed so that you can use them as a guide for teaching or alternatively you can give them to a group of students who will then complete the reading and activities independently or with a partner.

Each set of notes has:

- An activity grid
- The science content and knowledge
- The science vocabulary in the glossary
- The answers to the quiz
- Questions for each chapter to guide reading

There is more than one way to read this book. Here are four examples. No one way is better than the another. You may also like to use the graphic organizers to help guide your reading.

- You can skim through the pages of the entire book, stopping at and studying the diagrams. Then check the glossary to clarify your understanding of any unknown science-related words. This will give you the background science information before you read the story. Then go back and read the story.
- You can read the blurb on the back cover, then jump straight into reading Chapter 1. Read the story as if there were no diagrams or bolded words at all. When you have finished, go back and study the diagrams and glossary words to add to your knowledge.

- You can do a combination of both the above. Read the back cover blurb to find out the storyline. Study the initial diagrams. Then read the book, stopping to consolidate your understanding of the science concepts. Check out the bolded words in the glossary if you are unsure of their meaning.
- You can read the book chapter by chapter, stopping and discussing the story and the science as you go.

When you have finished reading, take the test. You should get six out of six. If you aren't sure of an answer, follow the quiz clues at the end of the book.

Now do one or both of the activities. When you have finished these, complete the black line master activities.

<b>Book Title</b>	<b>Book Activity 1</b>	<b>Book Activity 2</b>	<b>Graphic Organiser 1</b>	<b>Graphic Organiser 2</b>	<b>Black Line Master 1</b>	<b>Black Line Master 2</b>	<b>Black Line Master 3</b>
<b>The Funniest Ferret</b>	Literacy Vocabulary	Science Inquiry	Comprehension Literal	Science Inquiry	Comprehension Inferential	Multiple Intelligence Musical	Values Tolerance
<b>Sky Farmer</b>	Multiple Intelligence Linguistic	Science Experiment	Comprehension Literal	Science Inquiry	Science Vocabulary	Comprehension Inferential	Values Caring
<b>Net Navigator</b>	Comprehension Inferential	Science Experiment	Comprehension Literal	Science Inquiry	Literacy Vocabulary	Multiple Intelligence Visual Spatial	Values Understanding
<b>Rumbling Beneath the Surface</b>	Comprehension Inferential	Science History	Comprehension Literal	Science Inquiry	Literacy Vocabulary	Multiple Intelligence Intrapersonal	Values Care & Compassion
<b>Slimy Slug Planet</b>	Comprehension Inferential	Science Inquiry	Comprehension Literal	Science Inquiry	Literacy Vocabulary	Multiple Intelligence Visual Spatial	Values Respect
<b>Revenge</b>	Comprehension Inferential	Science Experiment	Comprehension Literal	Science Inquiry	Literacy Vocabulary	Multiple Intelligence Intrapersonal	Values Feelings
<b>Bad moon Rising</b>	Comprehension Literal	Science History	Comprehension Inferential	Science Inquiry	Literacy Vocabulary	Multiple Intelligence Naturalist	Values Freedom
<b>T.C. Ami</b>	Comprehension Inferential	Science Numbers	Comprehension Literal	Science Inquiry	Literacy Vocabulary	Multiple Intelligence Logic	Values Caring
<b>Against the Odds</b>	Comprehension Inferential	Science Inquiry	Comprehension Literal	Science Vocabulary	Literacy Vocabulary	Multiple Intelligence Bodily Kinaesthetic	Values Doing Your Best
<b>Get Me Out of Here</b>	Comprehension Literal	Science Inquiry	Comprehension Inferential	Science Inquiry	Literacy Vocabulary	Multiple Intelligence Visual Spatial	Values Caring
<b>Jed and the Master Robot</b>	Comprehension Inferential	Science Experiment	Comprehension Literal	Science Inquiry	Science Vocabulary	Multiple Intelligence Interpersonal	Values Honesty
<b>The Useless Tree</b>	Comprehension Literal	Science Experiment	Comprehension Inferential	Science Inquiry	Science Vocabulary	Multiple Intelligence Logic	Values Fair Go Freedom & Responsibility

# Jed and the Master Robot

## Science Content and Knowledge:

Physical Science: Batteries and Circuits

**Level:** Lower

**Genre:** Action Adventure

**Reading age:** 9.4 years

## Science Vocabulary

batteries	motor
breaker	negative
charge	parallel circuits
circuits	portal
conductor	positive
currents	resistor
electricity	series circuit
energy	switch
insulator	

## Quiz Answers

*Question 1:*

A series circuit has one path to follow, a parallel circuit has more than one path to follow.

*Question 2:*

Electrons flow from the anode (-) to the cathode(+)

*Question 3:*

The amount of electricity in an object

*Question 4:*

Rubbing the hand quickly against hair

*Question 5:*

Switch

*Question 6:*

The current stops flowing

## Study Guide

Chapter 1 – A Mad Professor for an Uncle

Read the chapter to find out who the main characters are. Find out why the uncle is referred to as a mad professor.

Chapter 2 – My Very Own Robot

Imagine having your very own robot. What would you do with your own robot? Why would Uncle Ken give Jed a robot? What kinds of things do you think Jed will do with his robot?

Chapter 3 – Saving Uncle Ken

How do you think Jed is going to save Uncle Ken? What will he use to help with the rescue? Read the chapter to find out.

Chapter 4 – The Rule of the Master Robot

In Chapter 3 there is a turn of events and suddenly Jed's problem becomes more complicated. Use the title of the chapter to predict Jed's new problem. Read the chapter to find out if you were right.

Chapter 5 – Escape


How do you think the story will end? How will Jed and Uncle Ken escape? Is there any way of overpowering the Master Robot? If you were in Jed's shoes, what would you do?

- Comprehension – Literal

As you read the story, jot down words that describe what Uncle Ken looks like.  
From these words, draw a picture of what you think Uncle Ken looks like.

Words describing Uncle Ken:

Picture of Uncle Ken




# Jed and the Master Robot

Name \_\_\_\_\_

- Science Inquiry

As you read the story, make a list of conductors and insulators mentioned in the story.


Conductors	Insulators



• Vocabulary

Complete the sentences. Use the glossary and visual literacy in the book to help you.

1. A \_\_\_\_\_ breaks a connection in a circuit.
2. A – symbol is a \_\_\_\_\_ charge.
3. A + symbol is a \_\_\_\_\_ charge.
4. A \_\_\_\_\_ supplies electric current.
5. The amount of electricity in an object is called its \_\_\_\_\_.
6. A material through which current can pass easily is called a \_\_\_\_\_.
7. A material through which current cannot easily pass is called an \_\_\_\_\_.
8. \_\_\_\_\_ is a form of power or energy.



# Jed and the Master Robot

**Name** \_\_\_\_\_

- Interpersonal Intelligence

Choose your favourite scene from the book. With other classmates turn the scene into a play. Each choose a character to play. You can either mime the scene or have speaking parts. Practise your play, then perform it to your class. Use the plan below to help organise your play.

The scene I have chosen:

---

The characters:

---

Props / costumes:

---

The play:

---

---

---

---

---

---



---

---

---

---

---



# Jed and the Master Robot

Name \_\_\_\_\_

- Honesty

Jed ignores his mother’s instructions of keeping away from his uncle and goes to visit him. Write down reasons for and against Jed ignoring his mother. Once you have listed some reasons, write a conclusion explaining which side of the argument you believe is right.

Was it right for Jed to ignore his mother’s instructions and go to see his uncle?

NO

Explain your answers

---

---

---

---

---

---

---

---

---

---

YES

Explain your answers

---

---

---

---

---

---

---

---

---

---

Conclusion

I think it was good/bad for Jed to ignore his mother because...

---

---

